

Chicago Training Center's Guide To Rigging Tools

Slings

Before a boat can be rigged it must first be put into slings, and safely secured.




There are many different slings, but they all share a common purpose. They give access to the interior, while on land.

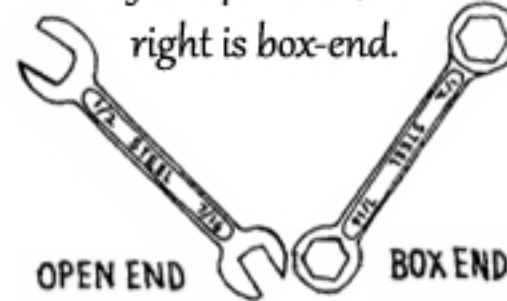
Artwork used with permission from SportWork, from Nuts and Bolts Guide to Rigging

Wrenches

When rigging, wrenches are your primary tool.



Above is a combination wrench. The left is open-end, and the right is box-end.

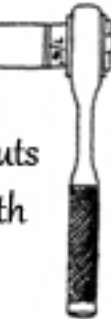


Wrenches Cont.



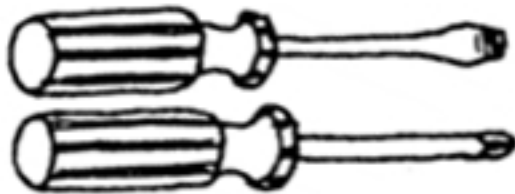
Pictured left is an adjustable wrench. These wrenches change the size of nut they accept. They are used for top nuts, and miscellaneous work.

Pictured right is a socket wrench, used to adjust nuts that are hard to reach with a traditional wrench.



Drivers

Screwdrivers adjust screws.



Nut Drivers adjust nuts.




Holding Tools

These tools hold your work in place. They are common in boat repair.



Special Tools

Height sticks are used in adjusting riggers.



Tape measures are used for measuring length.



Levels determine if a surface is perfectly flat.

